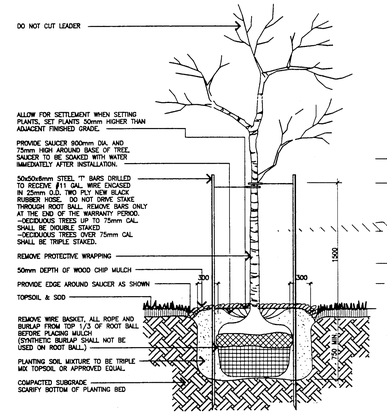

1 / L.1 DECIDUOUS TREE

NOT TO SCALE

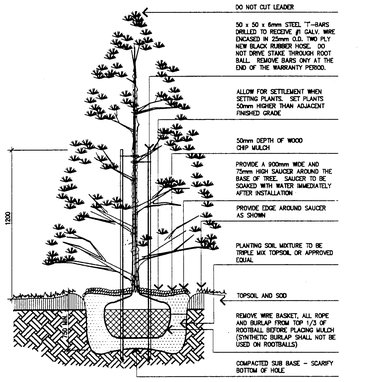

2 / L.1 EVERGREEN TREES

NOT TO SCALE

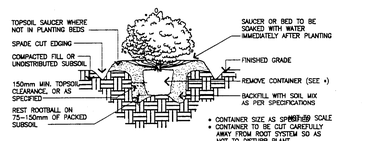

- CONTAINER SIZE AS SPECIFIED
- CONTAINER TO BE CUT CAREFULLY AWAY FROM ROOT SYSTEM SO AS NOT TO DISTURB PLANT
- PLANTING BEDS TO HAVE 50mm SHREDDED BARK MULCH

3 / L.1 SHRUB PLANTING

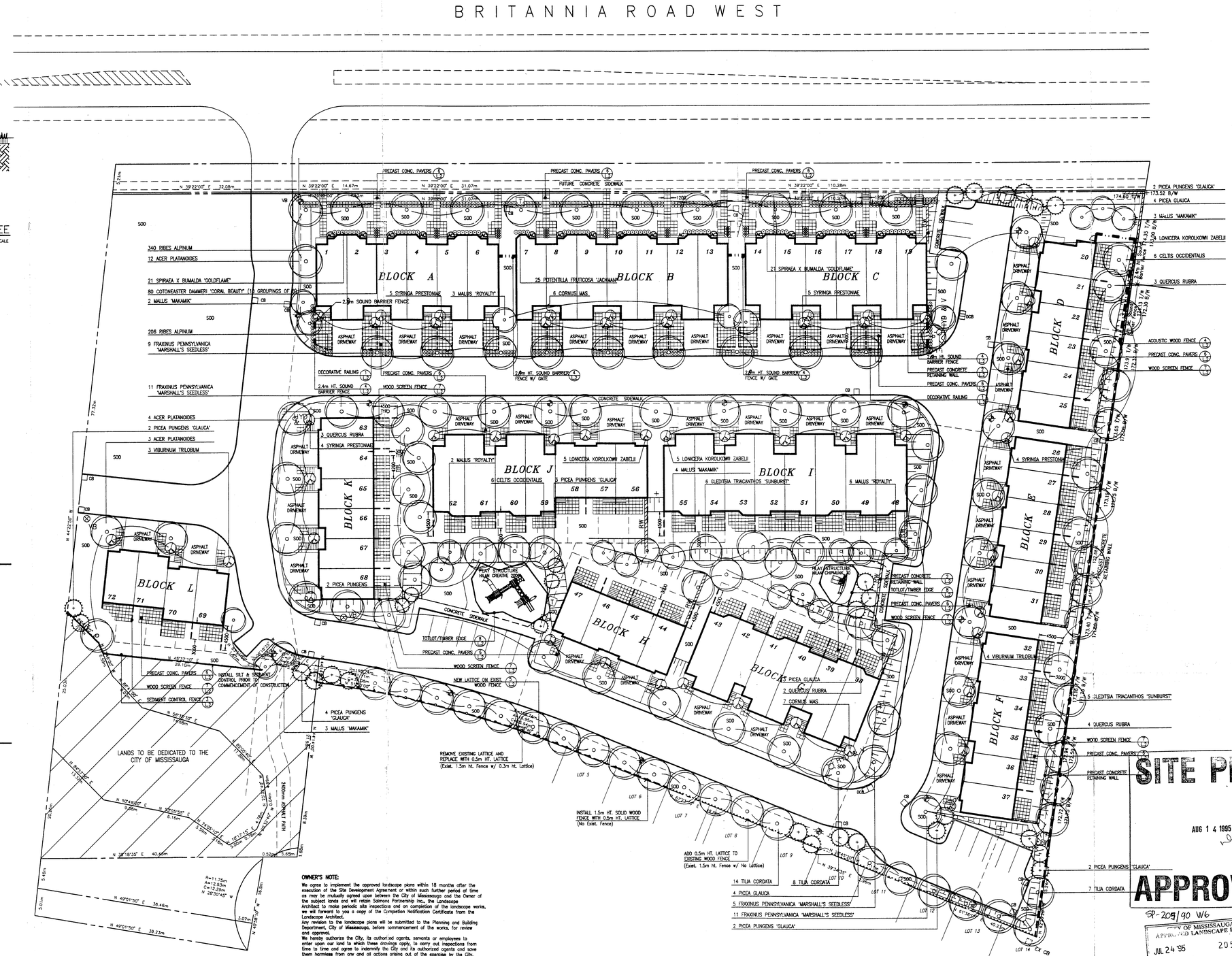

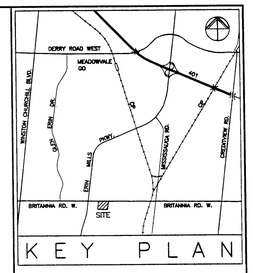

KEY PLAN

LEGEND:

- T — TRANSFORMER LOCATION (REFER TO ELECT. DWG. FOR DETAILS)
- LIGHT STANDARD (REFER TO ELECT. DWG. FOR DETAILS)
- 1800mm HT. WOOD SCREEN FENCE
- SOUND BARRIER FENCE
- RW — PRECAST CONCRETE RETAINING WALL (REFER TO ENG. DWG. FOR HEIGHT OF WALL)
- PRECAST CONCRETE PAVERS FOR OUTDOOR PATIO AREA
- LOCATION OF AIR CONDITIONING UNIT

NOTE:

- REFER TO GRADE CONTROL PLAN PREPARED BY PAUL THEIL ASSOCIATES LIMITED FOR SITE GRADING INFORMATION.
- REFER TO ELECTRICAL PLANS PREPARED BY RONALD T. GAYOWSKY LTD. FOR STREET LIGHTS, TRANSFORMERS & TRENCHES LOCATION.
- REFER TO ENGINEERING PLANS PREPARED BY PAUL THEIL ASSOCIATES LIMITED FOR DETAILS ON RETAINING WALLS & RAILINGS.
- REFER TO ARCHITECTURAL PLANS FOR CONCRETE STEPS DETAIL AT FRONT AND REAR OF BUILDINGS.
- REFER TO SHOP DRAWINGS FOR DETAIL PLAYGROUND LAYOUT.
- REFER TO "ACOUSTIC 0" BY COMPACT INDUSTRIES LIMITED, 25 SHEFFIELD ST. TORONTO, OR APPROVED EQUAL TO MEET DENSITY REQUIREMENTS FOR ACOUSTIC WOOD FENCE DETAIL.
- THE STRUCTURAL DESIGN OF ANY RETAINING WALL OVER 0.60 METRES IN HEIGHT OR ANY RETAINING WALL LOCATED ON A PROPERTY LINE, IS TO BE SHOWN ON THE SITE GRADING PLAN FOR THIS PROJECT, AND IS TO BE APPROVED BY THE CONSULTING ENGINEER FOR THE PROJECT.
- GRADES WILL BE MET WITHIN A 33% MAXIMUM SLOPE AT THE PROPERTY LINES AND WITHIN THE SITE.
- **CONTRACTOR SHALL OBTAIN STAKEOUT FROM ALL UTILITIES PRIOR TO COMMENCEMENT OF ANY WORKS.**

DATE	DESCRIPTION	CHECKED BY
MAY 12, 1995	AS PER CITY'S COMMENTS	
MAR.24 1995	FIRST SUBMISSION TO CITY	

REVISIONS

NOTE: Contractor is to check and verify all dimensions and conditions on the project, and to immediately report any discrepancies to the landscape architect before proceeding with the work.

SITE PLAN

AUG 1 4 1995

APPROVED

SP-205/90 W6

CITY OF MISSISSAUGA
APPROVED LANDSCAPE PLAN
JUL 24 '95
205 90
PLANNING & BUILDING DEPARTMENT
DEVELOPMENT & DESIGN DIVISION

PLANNING & BUILDING
RECEIVED
JUL 2 4 1995

	ACTION	INFO	SEEN
COMM.			
DEV. CTRL.			
PROJECT			
ADMIN.			
BUILD.			

ONTARIO ASSOCIATION OF LANDSCAPE ARCHITECTS — OALA

Salmona Partnership INC.
Landscape Architecture, Urban Design
• Recreation Planners
• Landscape Architects
• Environmental Planners
Suite 800
10 Kingsbridge Garden Circle
Mississauga, Ontario
Canada L5R 3K6
Tel.: (905) 568-4375
Fax.: (905) 568-4376

Project Title
FOREST GREEN TOWNHOMES
3350 BRITANNIA ROAD WEST
MISSISSAUGA, ONTARIO

Sheet Description
LANDSCAPE PLAN
FILE No.: SP. 205-90(W)

DATE MARCH 1995	ISSUED
JOB NUMBER SPI 1683	DRAWN BY PS / PJS
SCALE 1:300	CHECKED BY
SHEET NUMBER L.1 of 2	FILE:1683-L1.DWG

PLANT SCHEDULE:

BOTANICAL NAME	COMMON NAME	SIZE	ROOTS	REMARKS
ACER PLATANOIDES	NORWAY MAPLE	60mm CAL.	SB	WELL BR. HEAD, STRAIGHT TRUNK
CELTIS OCCIDENTALIS	COMMON HACKBERRY	60mm CAL.	SB	•
FRAXINUS PENNSYLVANICA 'MARSHALL'S SEEDLESS'	MARSHALL'S SEEDLESS ASH	60mm CAL.	SB	•
GLEDITSIA TRIACANTHOS "SUNBURST"	SUNBURST LOCUST	60mm CAL.	SB	•
MALUS "MAKAMIK"	MAKAMIK CRABAPPLE	50mm CAL.	SB	•
MALUS "ROYALTY"	ROYALTY CRABAPPLE	50mm CAL.	SB	•
QUERCUS RUBRA	RED OAK	60mm CAL.	SB	•
TILIA CORDATA	LITTLELEAF LINDEN	60mm CAL.	SB	•
PICEA GLAUCA	WHITE SPRUCE	1500mm HT.	B&B	FULL, DENSE PLANT
PICEA PUNGENS 'GLAUCA'	COLORADO BLUE SPRUCE	1500mm HT.	B&B	•
COTONEASTER DAMMERI "CORAL BEAUTY"	CORAL BEAUTY COTONEASTER	400mm SPR.	POT	FULL DENSE PLANT
CORNUS MAS	CORNELIAN CHERRY	800mm HT.	POT	•
LONICERA KOROLKOWII ZABELII	ZABEL'S HONEYSUCKLE	800mm HT.	POT	•
POTENTILLA FRUTICOSA "JACKMAN"	JACKMAN'S VARIETY CINQUEFOIL	600mm HT.	POT	•
RIBES ALPINUM	ALPINE CURRANT	600mm HT.	POT	•
SPIRAEA X BUMALDA "GOLDFLAME"	GOLDFLAME SPIREA	600mm HT.	POT	•
SYRINGA PRESTONIAE	PRESTON LILAC	800mm HT.	POT	•
VIBURNUM TRILOBUM	HIGHBUSH CRANBERRY	800mm HT.	POT	•

- CONTRACTOR SHALL SUPPLY & INSTALL PLANT MATERIALS AS SHOWN ON THE LANDSCAPE PLAN.
- PLANT MATERIALS SHALL CONFORM TO SPECIFICATIONS AS PER "METRIC GUIDE SPECIFICATIONS FOR NURSERY STOCK" BY CANADIAN NURSERY TRADES ASSOCIATION , LATEST EDITION.

OWNER'S NOTE:

We agree to implement the approved landscape plans within 18 months after the execution of the Site Development Agreement or within such further period of time as may be mutually agreed upon between the City of Mississauga and the Owner of the subject lands and will retain Salmona Partnership Inc., the Landscape Architect to make periodic site inspections and on completion of the landscape works, we will forward to you a copy of the Completion Notification Certificate from the Landscape Architect.
Any revision to the landscape plans will be submitted to the Planning and Building Department, City of Mississauga, before commencement of the works, for review and approval.
We hereby authorize the City, its authorized agents, servants or employees to enter upon our land to which these drawings apply, to carry out inspections from time to time and agree to indemnify the City and its authorized agents and save them harmless from any and all actions arising out of the exercise by the City, its authorized agents, servants or employees of the rights hereby given to them. And we further undertake to notify the City forthwith of any change of ownership of the said lands.

FOREST GREEN HOMES — JUNE 11, 1995 — Date
5337 #7 Highway
2nd Floor
Woodbridge, Ontario
L4L 1T3

GRADING NOTE:

I hereby certify that these Landscape Plans conform to the Site Grading and Drainage Plan for this project, as submitted by the project's Consulting Engineering.

July 21/95
Date

SALMONA PARTNERSHIP INC.
Suite 800
10 Kingsbridge Garden Circle
Mississauga, Ontario
L5R 3K6